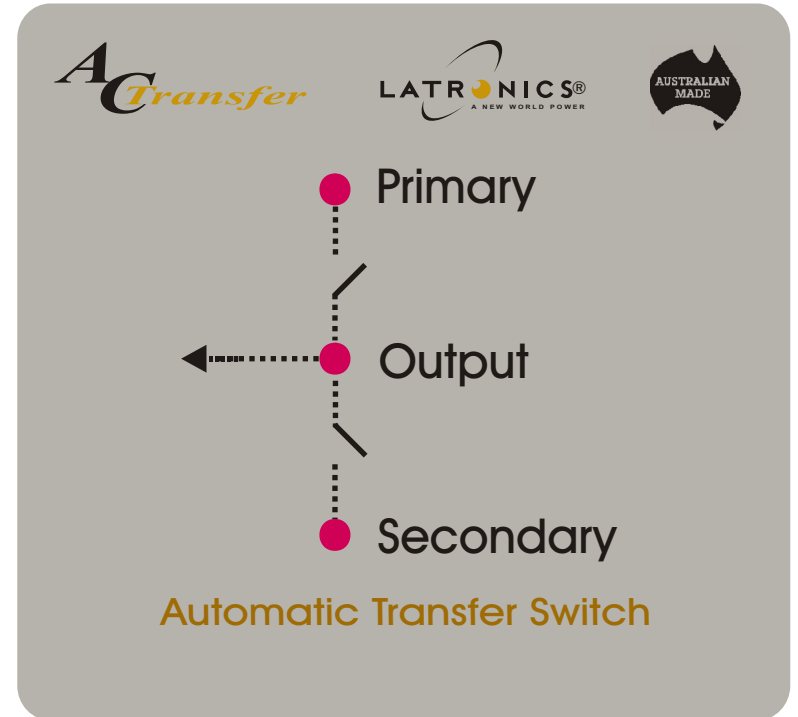


ACTS40PM MOUNTING TEMPLATE



INSTRUCTION MANUAL



ACTS40

**40A - 2 WAY
AC TRANSFER SWITCH**



WELCOME

Latronics products are all proudly designed, engineered and manufactured in Australia. As a specialist renewables company we produce products for a diverse range of applications such as; mining, railways, telecommunications, marine, remote power, motor homes, and other industrial or commercial installations.

In order to produce the most reliable products available, *Latronics* products have been designed to endure the most rugged terrain and the harshest conditions across the Australian continent.

All products are engineered using the latest high quality components and manufactured to stringent quality standards, thus ensuring *Latronics* customers all enjoy many years of trouble free operation.

It is important to us at *Latronics* that our clients enjoy the maximum benefits from our products in a safe and productive environment. So we strongly advise that you read through this manual, which explains all the modes of operation and relevant safety precautions for your new Transfer Switch.


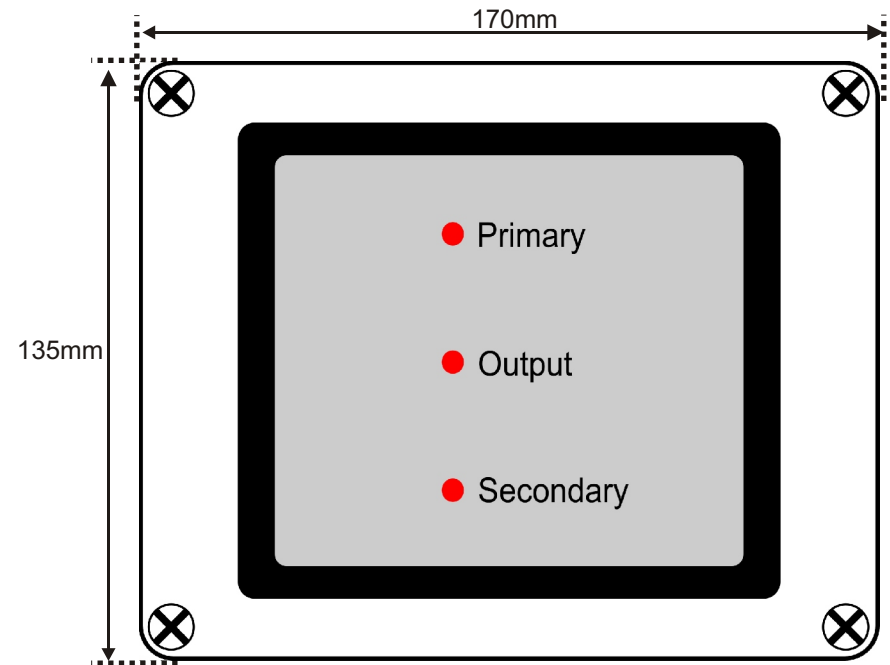
Please remember to complete the online warranty registration to validate your warranty. Please also retain your receipt as proof of purchase.

MODEL NO _____ SERIAL NO _____

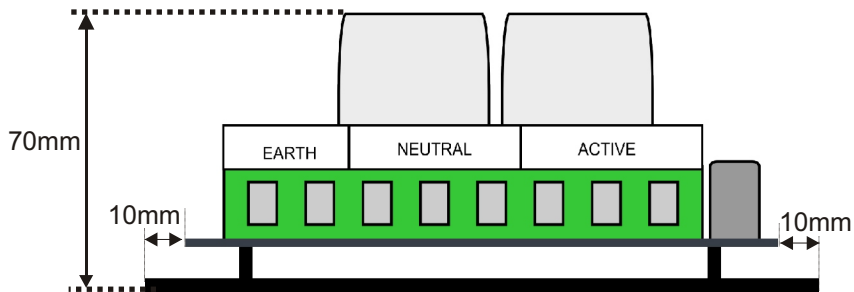
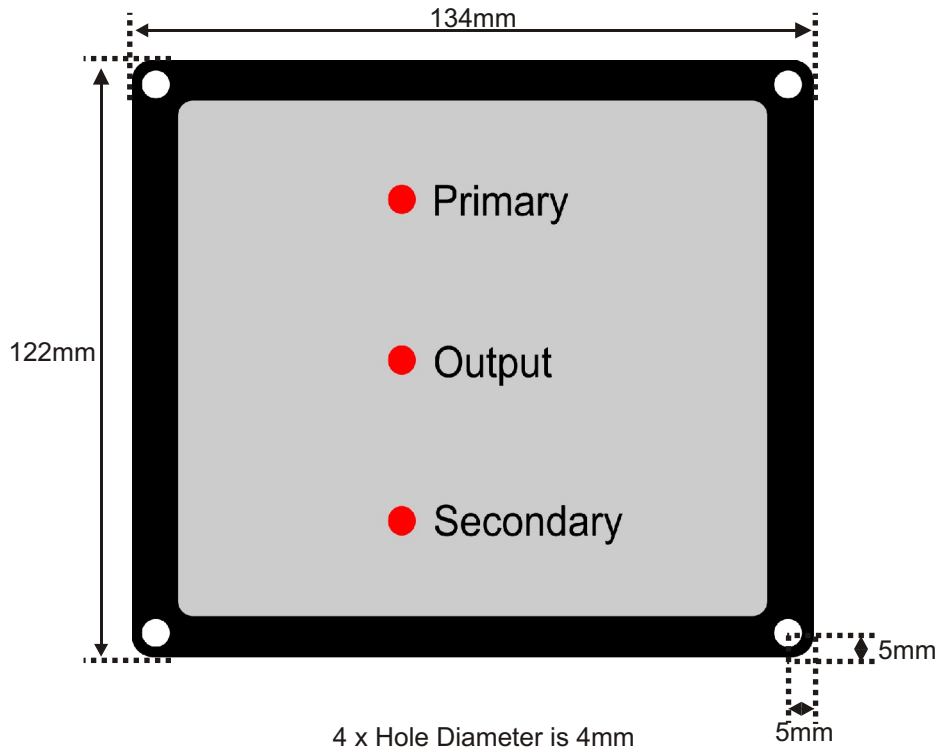
If your transfer switch requires service, please complete the online form or contact us on the details below.

LATRONICS
79 WILLAM STREET
MOFFAT BEACH QLD 4551
PH: +61 (0) 7 5491 6988
EMAIL: info@latronics.com.au
WEB: www.latronics.com.au

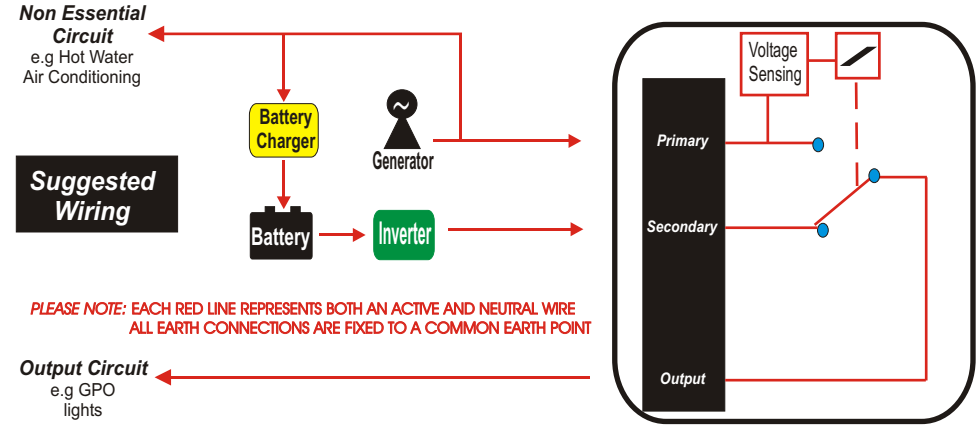
ACTS40 Dimensions



ACTS40PM Dimensions



BASIC OPERATION



Switching Priorities

The output is connected to the relevant AC input according to the associated priority, i.e. If both sources are present the output would be connected to primary input. When the primary input is disconnected, the output is then connected to the secondary input

Double Pole Switching

All switching is double pole (switching active and neutral) and complies with marine and mobile wiring standards.

Suitable for use with Computers

The ACTS40 is suitable for use in a UPS system. The switching time is approximately 12ms

Installation Note

All inputs and outputs must be appropriately fused in accordance to local regulations

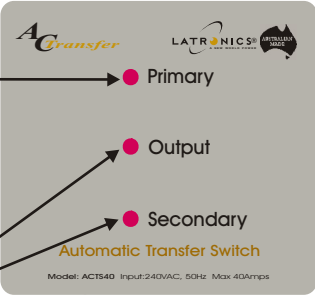
Special Features of the Primary Input

The Primary input has voltage sensing and time delays specifically designed for Generator use. The Generator input voltage must be within the voltage window and there is a time delay to ensure the Generator has warmed up and the voltage is stable before being switched to the output. The voltage is continuously monitored and in the unlikely event it becomes unstable and goes outside the limits, the output will be transferred to another source until the Generator voltage stabilises. These delays and the voltage limits can be changed via the jumper switches located on the transfer switch board. These are listed overleaf.

Primary input settings

OFF	AC1 Indicator	No Power present.
FAST FLASH		AC Voltage out of range.
SLOW FLASH		AC Voltage OK and Delay Timer
		ON 1 Flash per second.
ON		Power switched through to Output.

OFF	Indicators	No Power present.
ON		Power Available



Adjustable Settings for Primary Input (+/- 3%):

STANDARD	Jumper	Voltage Window	Time Delay
	1	180V - 280V	5 sec
2	210V - 270V	5 sec	
3	180V - 280V	30 sec	
4	210V - 270V	30 sec	

V OPTION	Jumper	Voltage Window	Time Delay
	1	90V - 140V	5 sec
2	105V - 135V	5 sec	
3	90V - 140V	30 sec	
4	105V - 135V	30 sec	

Secondary Input
Primary Input
Output
Secondary Input
Primary Input
Output
Earth
Earth

Warning
Due to dangerous voltages, it is important that all AC wiring complies with the relevant wiring standards.

Specifications

Model	ACTS40	ACTS40-PM
Maximum AC Current	40A	
Number of AC Inputs	2	
Input Voltage +/- 3%	Standard: 180-280 VAC V option: 90-140 VAC	
Operating Temperature	Standard: -10° to +50°C T option: 10° to +65°C	
AC Connections	Screw Terminal Block (Max wire size 20mm ²)	
Transfer Time	Approximately 12ms	
Enclosure	Flame retardant PVC	No Enclosure (Panel Mount)
Standards	AS3100, C-Tick	
Weight	1kg	0.6kg
Dimensions	170mm x 135mm x 95mm	134mm x 122mm x 70mm
Warranty	2 Years	

WARRANTY TERMS AND CONDITIONS FOR AUSTRALIA

Latronic Sunpower Pty Ltd ("Latronics") provides the original purchaser of a Latronics product ("You") with the following Limited Warranties as set out in this warranty certificate, in addition to your rights and remedies under consumer law. The Limited warranty periods of this product is 2 years. In all circumstances Latronics products are guaranteed from the date of purchase.

Part 1 - Warranty Descriptions

Latronics warrants to You that our products are guaranteed against defects in material or workmanship, when in normal use and service.

What you must do

- For a Limited Warranty to apply the Registration Card must be validly completed by You and returned, prior to the expiration of 3 months from the date of purchase.
- You must provide proof of purchase.
- Latronics recommends You keep your receipt as proof of purchase, should any difficulties arise concerning the return of your Registration Card.

Exclusions:

- For the avoidance of doubt, the Latronics product warranties provided herein do not cover damage, malfunctions or service failures caused by, amongst other things:
- Unauthorized opening of the products, repair, alteration or substitution of nonstandard parts;
 - Incorrect design and/or installation of 'balance of system';
 - Acts of god, accident or similar cause;
 - Failure to follow Latronics installation, operation or maintenance instructions;
 - Abuse, misuse or negligent acts;
 - Power failure surges, lightning, fire, flood, pest damage, accidental breakage, actions of third parties and other events or accidents outside Latronics' reasonable control and not arising from normal operating conditions;
 - Suitably qualified personnel not carrying out all AC and DC permanent wiring in accordance with relevant wiring rules.

Part 2 - Returning a Latronics product for service under warranty.

If service is required contact your local supplier/installer or place of purchase for advice. To Claim Under Warranty:

- You should contact the Customer Care Centre on 07 54916988 Product Model number and Serial number need to be readily available to enable prompt processing.
- If, after investigation, the Customer Care Centre determines the product is or may be defective in material or workmanship and within the warranty period, they will issue instructions on how to proceed with return and shipping to Latronics.
- When packaging a Latronics product for return appropriate measures must be taken by You to ensure the products are safely packed for transit. Products damaged in transit due to inadequate packaging will be void of warranty.
- If the product manual has a Warranty Return Form included, this form should be completed and accompany products being returned.
- If, as a result of further investigation by or on behalf of Latronics, such a defect is confirmed, then Latronics must, at its sole election, either repair or replace your Latronics product. Latronics will also, at their discretion, determine the most appropriate means to return any Warranty repairs (or replacements) to You in a timely manner.

Part 3 - General Information

Replacement of any part or labour involved in repairs will not have the effect of extending the original period of the Limited Warranty of the goods. Any faulty part replaced under Limited Warranty becomes the property of the Company for purpose of examination and claim under proprietary warranty.

Under these product warranties, Latronics is not responsible for and you hereby agree to bear any costs associated with removal, transportation or reinstallation of your Latronics products or any peripheral components in the balance of any system used in conjunction with Latronics products. Products returned to Latronics without prior authorisation will be returned to the sender at their expense. All Warranty repairs are completed ex-factory to ensure

- Fast service turn around time
- Specialised, factory trained technicians
- All required components are available (except in the case of obsolescence)
- Thorough testing to all Latronics specifications
- Dedicated test equipment
- Upgrades/updates to latest Latronics standards/specifications (where applicable).

Latronics does not undertake any commitment to guarantee continuity of supply in the case of obsolescence. In addition, Latronics reserves the rights to change its standard product range or specification of any model subsequently without notice and no liability as a result of these occurrences will be accepted.

Our goods come with guarantees that cannot be excluded under the Australian Consumer Law. You are entitled to a replacement or refund for a major failure and compensation for any other reasonably foreseeable loss or damage. You are also entitled to have the goods repaired or replaced if the goods fail to be of acceptable quality and the failure does not amount to a major failure.